

WEEK 3

TEMPLATES & FORMATTING

TOPICS DISCUSSED THIS WEEK


- Creating a new template
- Creating editable regions within the template
- Creating pages based on the template you created
- Basic formatting of headings, paragraphs, and lists

[Search for "Dreamweaver CS5. Essential Training" on Lynda.com.](#)

Consider viewing the "13. Building Templates" section

SEARCH TERMS TO USE

dreamweaver create template
dreamweaver editable regions
dreamweaver formatting
(especially result #3 in Google)




PAGE TEMPLATE

(New > Blank Template > HTML Template)

After the template is created, it will be located in the "Templates" folder on your site. This is a "special" file that cannot be viewed on your public site.


 = editable regions (Insert > Template Objects > Editable Region)



PAGE *BASED ON* TEMPLATE

(New > Page from Template > "Your Site Name")

When you save this file, it will be a "normal" page on your site.

 = You can *only* edit content in these areas
(see editable regions to make more areas to edit)

TEMPLATES & FORMATTING

